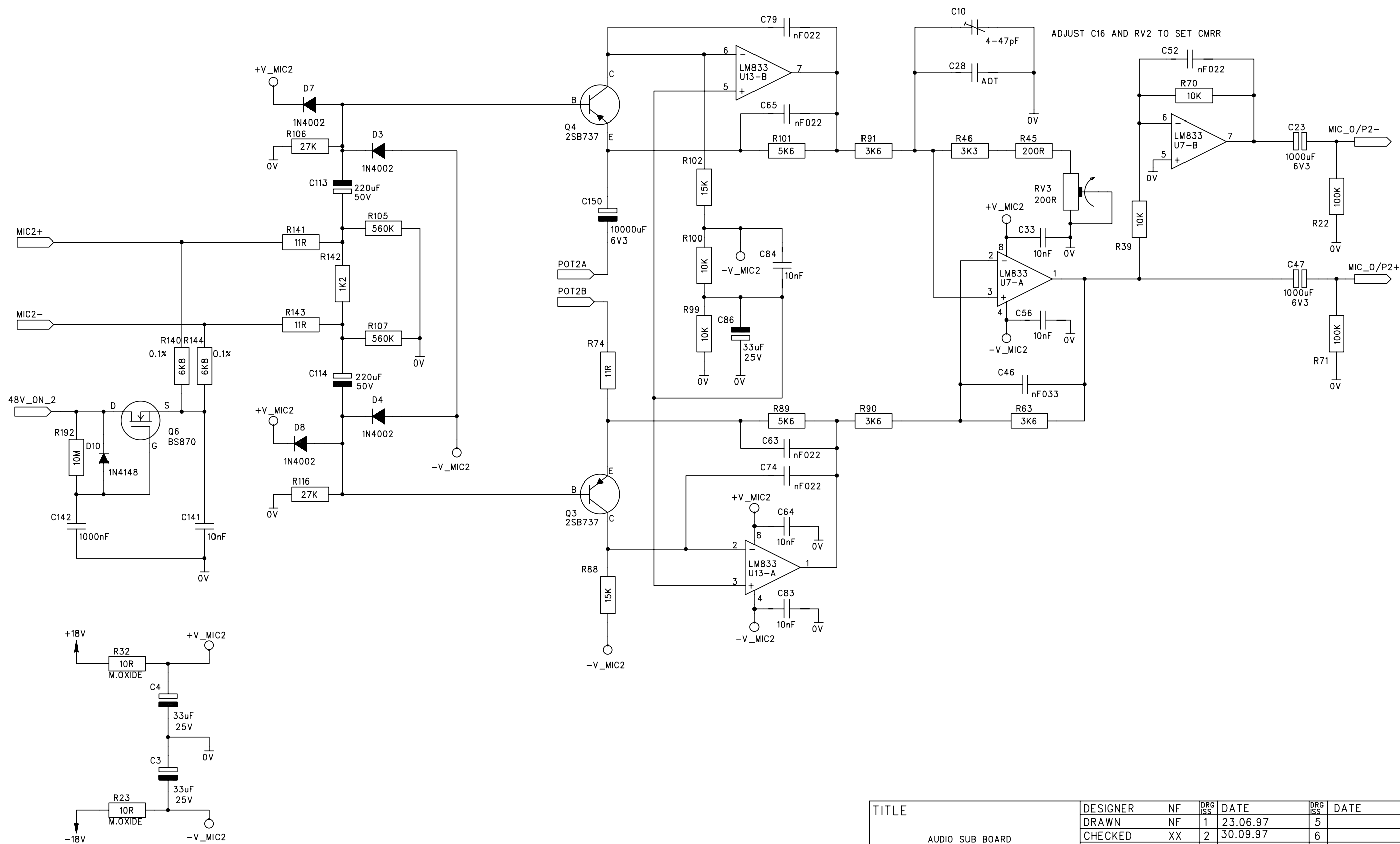
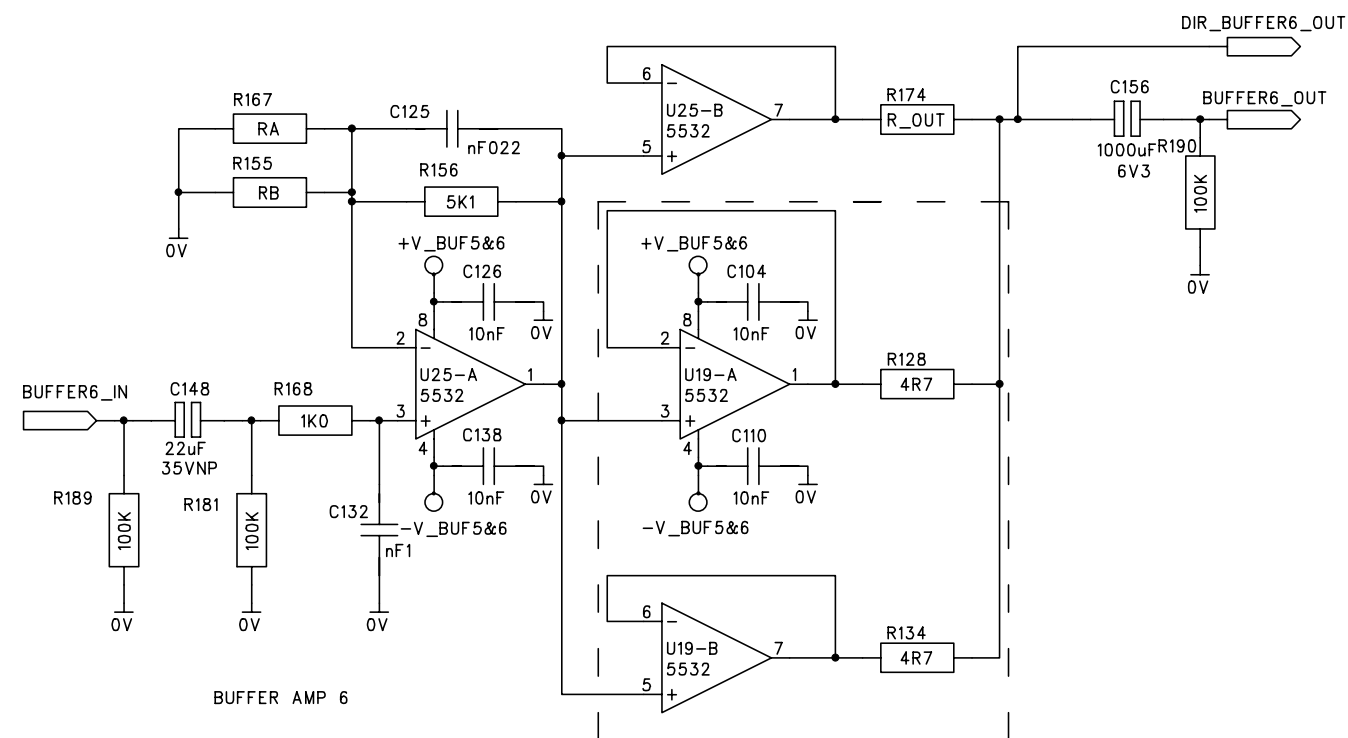
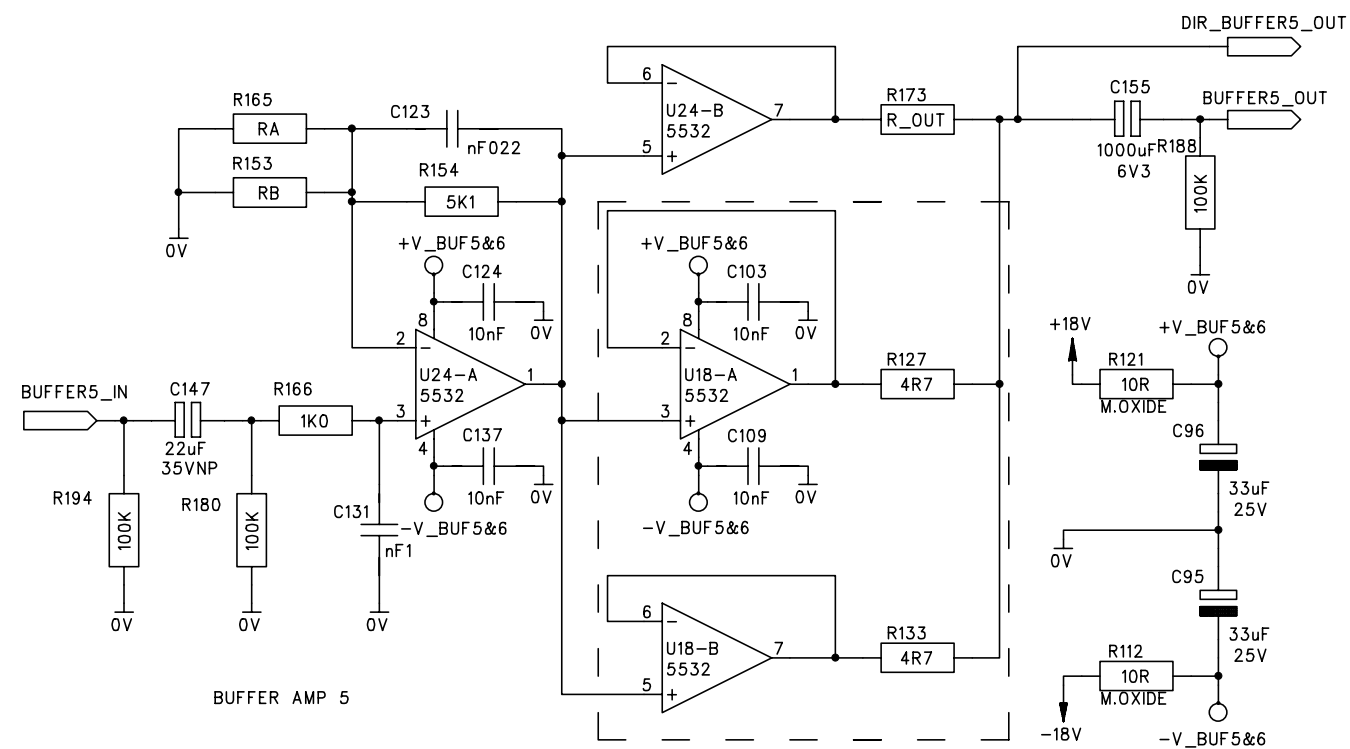


TITLE	DESIGNER	NF	DRG ISS	DATE	DRG ISS	DATE
AUDIO SUB BOARD (MIC AMP 1)	DRAWN	NF	1	23.06.96	5	
	CHECKED	XX	2	30.09.97	6	
	APPROVED	XX	3	09.07.99NF	7	
	1st ISSUE		4	01.06.00	8	
© 1997 CADAC ELECTRONICS LTD	CADAC DRWG No. A3.7823					SHEET 1 OF 7



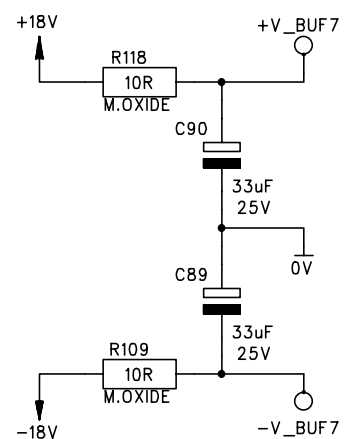
TITLE	DESIGNER	NF	DRG	DATE	DRG	DATE
	DRAWN	NF	1	23.06.97	5	
	CHECKED	XX	2	30.09.97	6	
	APPROVED	XX	3	09.07.99NF	7	
	1st ISSUE		4	01.06.00	8	
© 1997 CADAC ELECTRONICS LTD	CADAC DRWG No. A3.7823				SHEET 2 OF 7	



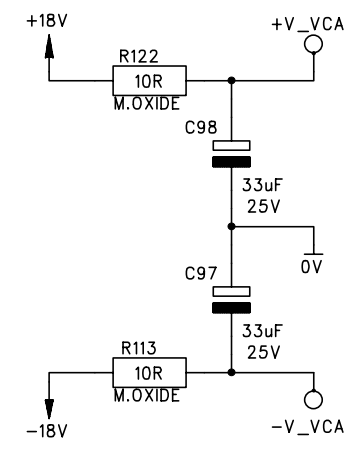
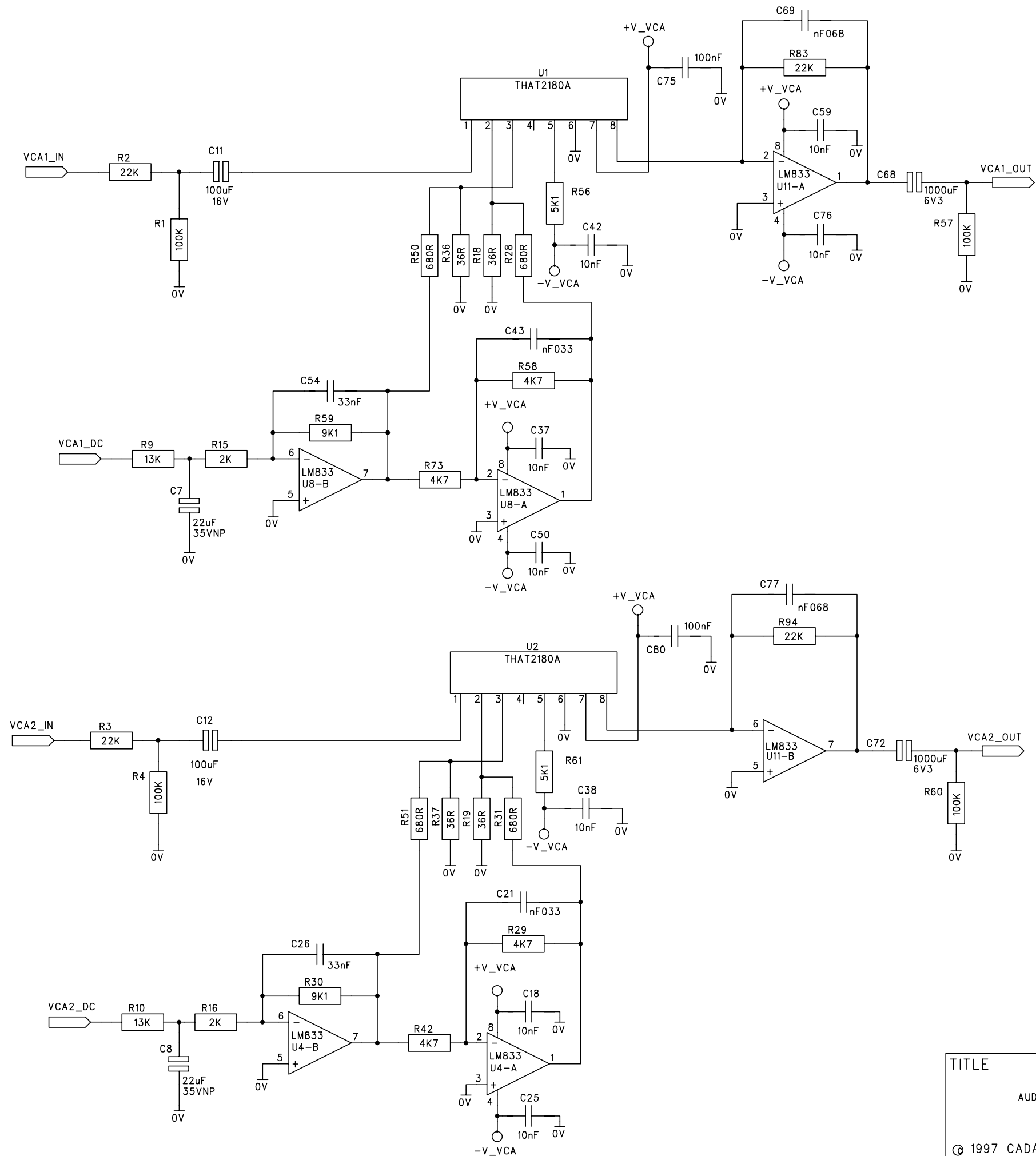


BUFFER CONFIGURATION TABLE			
TYPE	GAIN	RA	RB
A	0dB	--	--
C	10dB	4K7	4K7
H	20dB	560R	--
L	6dB	5K1	--
M	4.5dB	7K5	--
R_OUT=LINK WHEN NON TURBO R_OUT=4R7 WHEN TURBO VERSION			

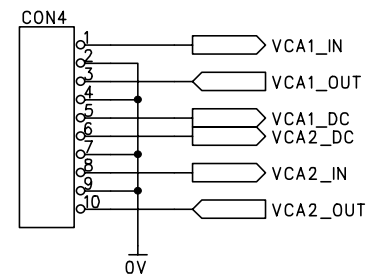
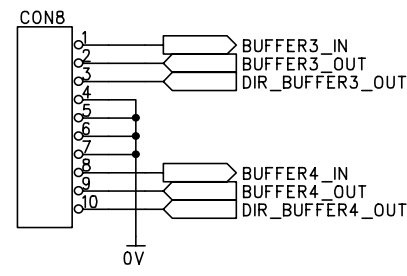
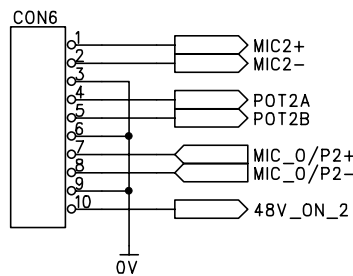
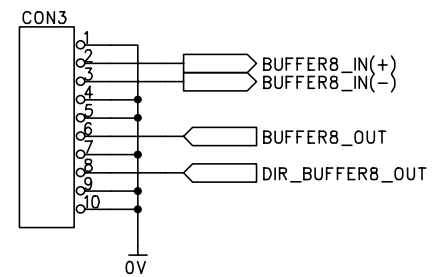
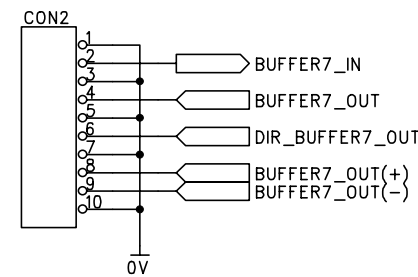
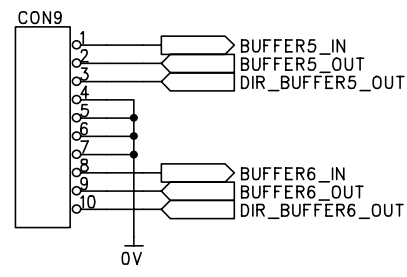
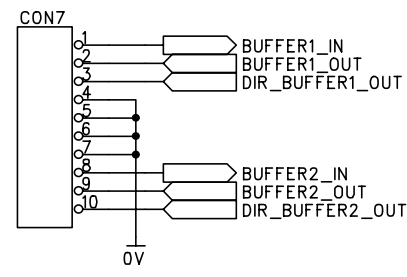
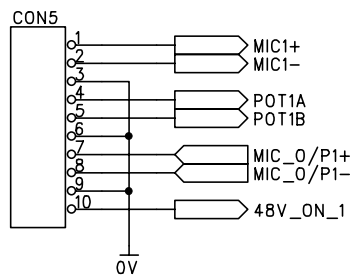
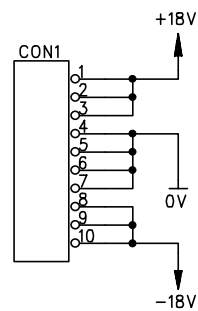
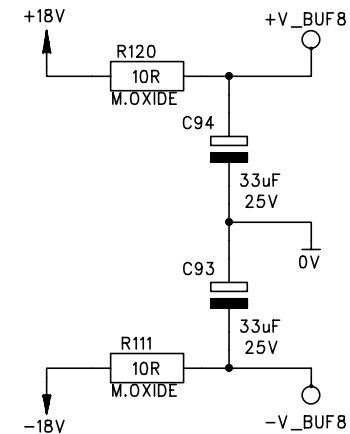
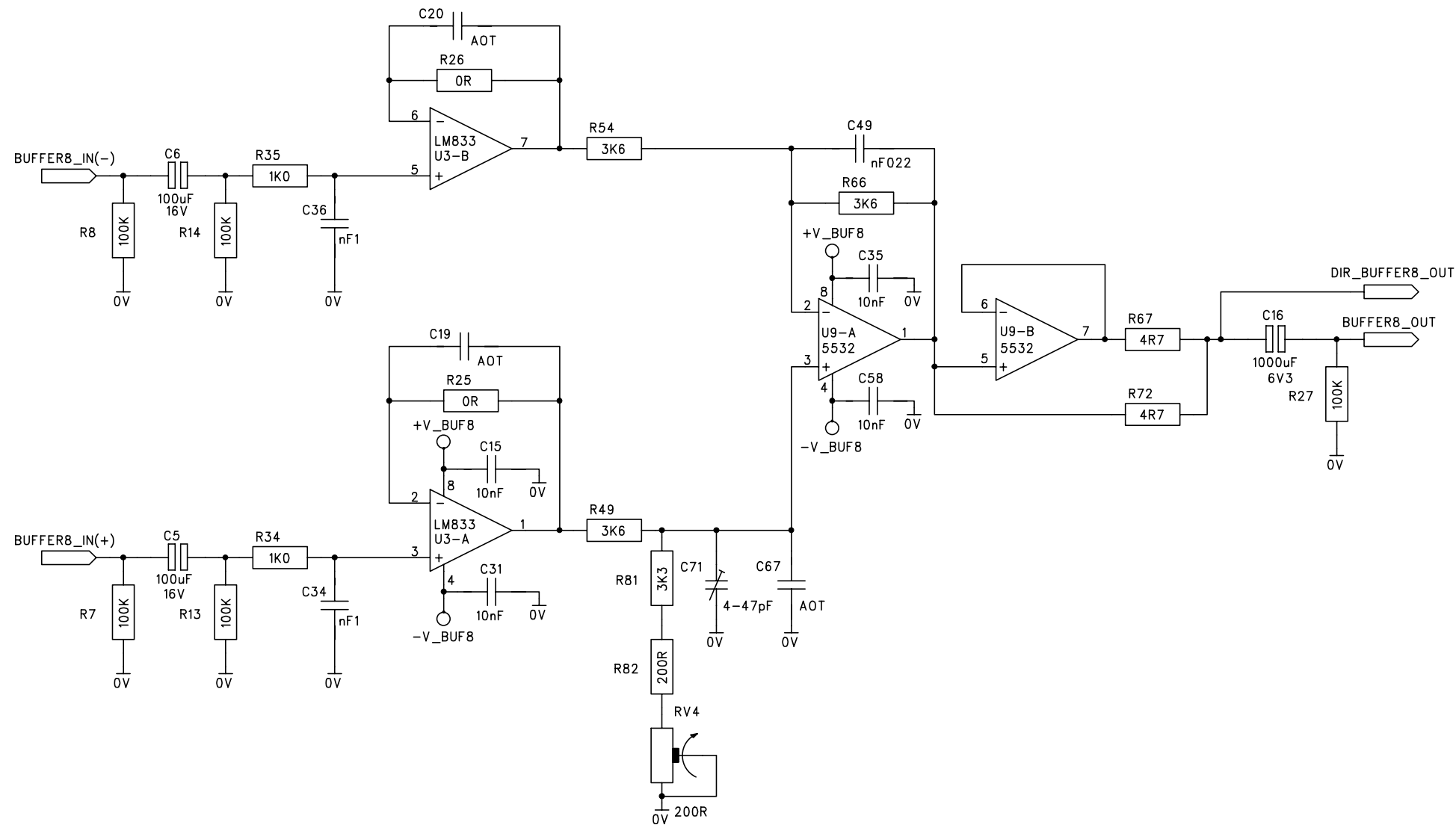
TITLE	DESIGNER	NF	DRG ISS	DATE	DRG ISS	DATE
AUDIO SUB BOARD (BUFFERS 5-6)	DRAWN	NF	1	23.06.97	5	
	CHECKED	XX	2	30.09.97	6	
	APPROVED	XX	3	09.07.99NF	7	
	1st ISSUE		4	01.06.00	8	
© 1997 CADAC ELECTRONICS LTD	CADAC DRWG No. A3.7823				SHEET 4 of 7	



TITLE  AUDIO SUB BOARD (BUFFER BOARD 7) BALANCED OUTPUT  © 1997 CADAC ELECTRONICS LTD	DESIGNER	NF	DRG ISS	DATE	DRG ISS	DATE
	DRAWN	NF	1	23.06.97	5	
	CHECKED	XX	2	30.09.97	6	
	APPROVED	XX	3	09.07.99NF	7	
	1st ISSUE		4	01.06.00	8	
	CADAC DRWG No. A3.7823					SHEET 5 OF 7



TITLE  AUDIO SUB BOARD VCA 1 & 2  © 1997 CADAC ELECTRONICS LTD	DESIGNER	NF	DRG ISS	DATE	DRG ISS	DATE
	DRAWN	NF	1	23.06.97	5	
	CHECKED	XX	2	30.09.97	6	
	APPROVED	XX	3	09.07.99NF	7	
	1st ISSUE		4	01.06.00	8	
CADAC DRWG No. A3.7823					SHEET 6 OF 7	



H1

TITLE		DESIGNER	NF	DRG ISS	DATE	DRG ISS	DATE
AUDIO SUB BOARD CONNECTORS		DRAWN	NF	1	23.06.97	5	
		CHECKED	XX	2	30.09.97	6	
		APPROVED	XX	3	09.07.99NF	7	
		1st ISSUE		4	01.06.00	8	
© 1997 CADAC ELECTRONICS LTD		CADAC DRWG No. A3.7823					SHEET 7 OF 7